

HINKLER HALL OF AVIATION

TEACHING PACKAGE YEAR 2

Written to meet the needs of v8.2 of Australian National Curriculum

The Hinkler Hall of Aviation is a centre of national significance which brings to life the adventures and achievements of Australia's famous pioneer solo aviator Bert Hinkler. More than a museum, the dynamic and unique structure of soaring glass and steel stimulates initiative, creativity and a strong sense of empathy through the discovery of Bert Hinkler's achievements in aviation from the perspective of cultural history, science and human interaction.

The Hinkler Hall of Aviation is committed to promoting students' ability to learn through numerous interactive displays, full size display aircraft exhibits and unique museum artefacts; providing an adventure in learning well beyond the classroom.



Reaching new heights...

FROM THE AUSTRALIAN CURRICULUM V 8.2

Below is a list of the Year Two Content Descriptors that could be covered through a visit to the Hinkler Hall of Aviation and completing related activities.

QUESTIONING

Pose questions about past and present objects, people, places and events (ACHASSI034)

RESEARCHING

Collect data and information from observations and identify information and data from sources provided (ACHASSI035)

Sort and record information and data, including location, in tables and on plans and labelled maps (ACHASSI036)

Sequence familiar objects and events (ACHASSI037)

ANALYSING

Compare objects from the past with those from the present and consider how places have changed over time (ACHASSI039)

Interpret data and information displayed in pictures and texts and on maps (ACHASSI040)

EVALUATING AND REFLECTING

Draw simple conclusions based on discussions, observations and information displayed in pictures and texts and on maps (ACHASSI041)

HISTORY

The history of a significant person, building, site and/or part of the natural environment in the local community and what it reveals about the past (ACHASSK044)

The importance today of a historical site of cultural or spiritual significance in the local area, and why it should be preserved (ACHASSK045)

How changing technology affected people's lives (at home and in the ways they worked, travelled, communicated and played in the past) (ACHASSK046)

GEOGRAPHY

The connections of people in Australia to people in other places in Australia and across the world (ACHASSK050)

The influence of purpose, distance and accessibility on the frequency with which people visit places (ACHASSK051)




HISTORICAL INQUIRY QUESTIONS FROM THE AUSTRALIAN CURRICULUM

What does this place tell me about the past and present?

- How are people connected to their place and other places, past or present?
- How has technology affected daily life over time and the connections between people in different places?

Geographical Inquiry Questions


- What is a place?
- How are people connected to their place and other places?



Historical Inquiry Questions

BEFORE YOU VISIT

- As a class, brainstorm the information you know about Bert Hinkler.
- Arrange an email address so student groups can send a souvenir photograph back to themselves.
- Pose questions about the life and achievements of Bert Hinkler.
- Make copies of the work booklet – one for each person visiting the museum. We suggest the booklet is printed in A5 size – print as two double-sided A4 pages and staple on the fold.
- Explain the term aviator/aviation. Extension – link to words like aviary.
- Split your class into seven groups. It is best to have an adult helper with each team where possible. There are six activities in the student work booklet. Groups will be rotated between the six workbook activity stations during their visit and also have the opportunity to watch the biography film on Bert Hinkler's life and achievements. A suggested timetable template will be provided to assist organising your visit.



Before your visit

ON ARRIVAL AT HINKLER HALL OF AVIATION

*Suggested introduction - **bolded words** match vocabulary requirements of History/Geography/HASS curriculum.*

Today we are visiting the Hinkler Hall of Aviation. It is a site of **historical significance** for our area as it **celebrates the life and achievements** of Bert Hinkler, who grew up here in Bundaberg more than a hundred years ago. The museum is one big timeline of Bert's amazing life, starting with stories from his childhood right through to details about his death in a tragic accident. The exhibits in the museum have been arranged **in chronological order** which means they are in the order in which they happened.

You will be working in groups to complete this booklet. There are six activity pages to complete in your teams. You will have ten to fifteen minutes at each station before moving on.

Before you start working in your teams, tell me –


- Who would find this site **significant**? Local residents, tourists, aviation enthusiasts, people with an interest in history, descendants of the Hinkler family.
- Why do you think this museum is here in Bundaberg and not in a bigger city like Brisbane? It has local **historical significance**.
- Do you think someone like Bert Hinkler would have **significance** to people in other parts of the world? Why? How? Bert Hinkler flew around the world, stopping at many locations.
- Do you think Bert's childhood was like yours? How do you think it might have been different?
- What sources of information do you think we will see inside? Pictures, photos, artefacts, videos, written sources, experts.

You will be collecting data in a number of different ways. You will:

- Make labelled drawings (historians call them **annotated sketches**)
- Write down dates and events
- Pose and answer questions
- **Collect data** as you read and observe the texts and artefact in the museum. Historians call these **sources of information**.

You can use the notes section on the back page to jot down any interesting facts you might find as you explore the museum.

Suggestion – watch the biography film within the Globe Theatre as a whole class before students explore the site. Alternatively, this can be used as an additional rotation activity for large groups (as per the suggested timetable provided).



On Arrival

ON RETURN TO SCHOOL

Discussion points



- Do you think the Hinkler Hall of Aviation is a significant site? Why? Various answers
- On the excursion, what sources of information helped you to learn about the past? Pictures, photographs, videos, artefacts, experts, written sources.



Suggested activities



- Study of Bourbong St – 1910 vs now (images available at Picture Bundaberg – search ‘eight hour day march’ for images of Bourbong Street in 1910)
- Write a letter inviting a friend to visit the Hinkler Hall of Aviation – describe what makes it a significant site and why it should be preserved.
- Use the search term ‘Bert Hinkler’ on Picture Bundaberg to find additional sources of information (photographs and postcards) about Bundaberg’s most famous aviator. Use these to make a display/project sheet/timeline or just in classroom discussion.
- Plot significant events (from the life of Bert Hinkler) on a timeline. Include birth, death, first flight, record breaking flight, involvement in WWI. Students can refer to the data they collected to help compile this timeline as a whole class/in a small group/independently.
- Explore the Hinkler Hall of Aviation website for more information.

On return to school

FAQs

Do I Need to Book?

Yes, bookings can be made through the Hinkler Hall of Aviation on (07) 4130 4400 or hinklerhall@bundaberg.qld.gov.au.

Is Hinkler House Included?

Yes, Hinkler House is included as part of the entry ticket to Hinkler Hall of Aviation.

Opening Hours

Hinkler Hall of Aviation

9am to 3pm

How Should I Plan Our Visit?

We strongly recommend that you make a preparatory visit before you bring your group. In line with this, we provide a FREE education provider pass to help plan the practical details of your visit and associated student learning exercises.

Booking a Visit

To book, call (07) 4130 4400 or email hinklerhall@bundaberg.qld.gov.au. Payment is to be made on the day of your visit. Cheques should be made payable to 'Bundaberg Regional Council'. Credit card payment is also accepted.

Cancellation

Please contact Hinkler Hall of Aviation staff to cancel a booking.

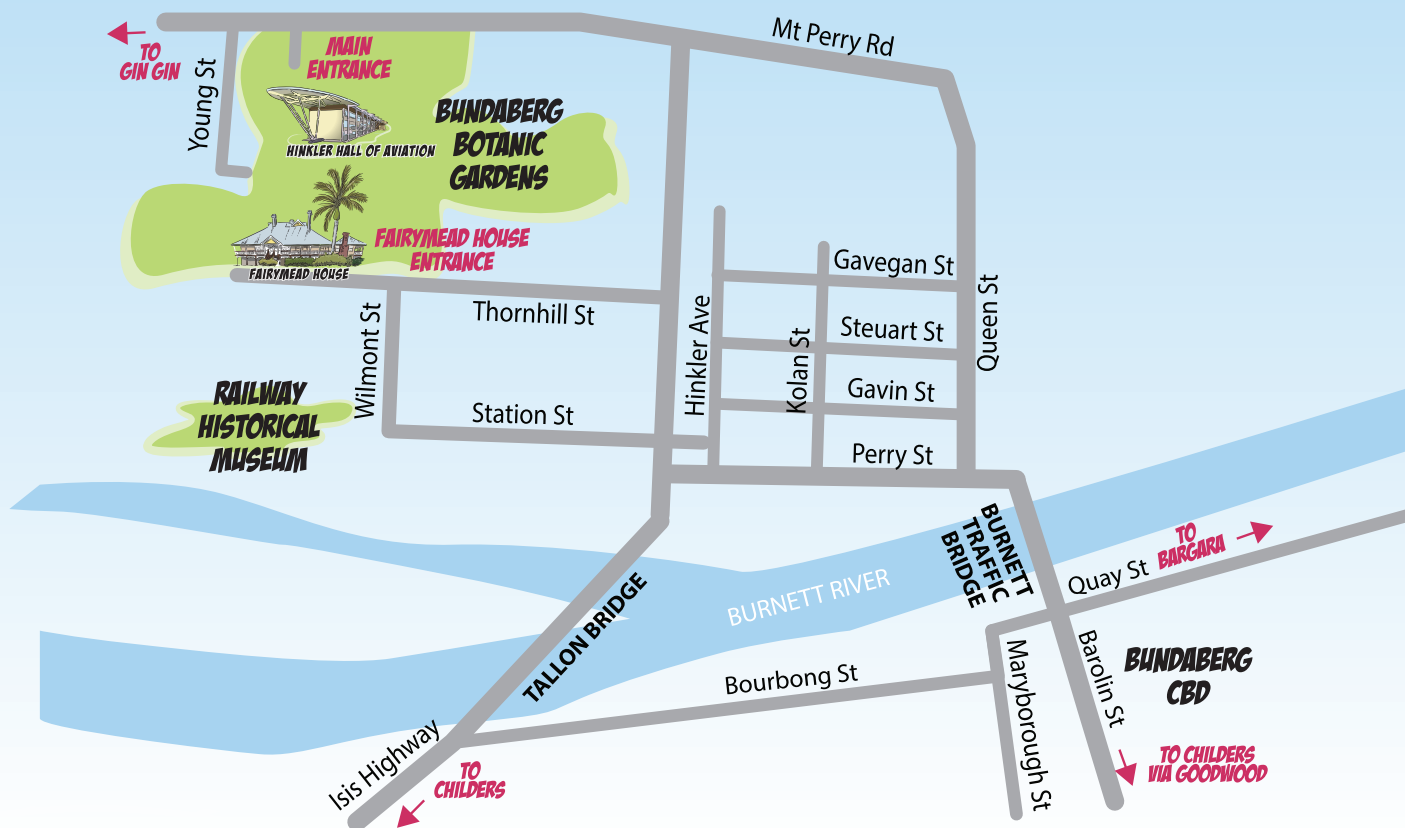
Facilities

Male and female toilets are located adjacent to Hinkler Hall of Aviation. The Hinkler Hall of Aviation includes an outside concrete education area where students can eat their lunch. Alternatively, the Botanic Gardens provide clean grassed areas for students to enjoy their packed morning/afternoon tea or lunch, or meals can be pre-arranged through Café 1928.

Resources and merchandise

Educational and entertaining souvenirs are available for purchase from the Aviator's Store.





Contact

Hinkler Hall of Aviation

Bundaberg Botanic Gardens
 Corner Mt Perry Road & Young Street
 Bundaberg North
 Queensland

P: (07) 4130 4400 E: hinklerhall@bundaberg.qld.gov.au

hinklerhallofaviation.com

f HinklerAviation

PO Box 3130, Bundaberg QLD 4670

