

HINKLER HALL OF AVIATION TEACHING PACKAGE YEAR 3

Written to meet the needs of v8.3 of Australian National Curriculum

The Hinkler Hall of Aviation is a centre of national significance which brings to life the adventures and achievements of Australia's famous pioneer solo aviator Bert Hinkler. More than a museum, the dynamic and unique structure of soaring glass and steel stimulates initiative, creativity and a strong sense of empathy through the discovery of Bert Hinkler's achievements in aviation from the perspective of cultural history, science and human interaction.

The Hinkler Hall of Aviation is committed to promoting students' ability to learn through numerous interactive displays, full size display aircraft exhibits and unique museum artefacts; providing an adventure in learning well beyond the classroom.



Reaching new heights...

T 08 8 1 6 8 0 2 7 / 0 3 / 1 7

FROM THE AUSTRALIAN CURRICULUM V 8.3

Below are a list of the Year Three Content Descriptors that could be covered through a visit to the Hinkler Hall of Aviation and completing related activities.

Inquiry and Skills

QUESTIONING

Pose questions to investigate people, events, places and issues (ACHASSI052)

RESEARCHING

Locate and collect information and **data** from different sources, including observations (ACHASSI053)

Sequence information about people's lives and events (ACHASSI055)

Knowledge and Understanding

HISTORY

How the community has changed and remained the same over time and the role that people of diverse backgrounds have played in the **development** and character of the local community (ACHASSK063)

Days and weeks celebrated or commemorated in Australia (including Australia Day, **Anzac Day**, and National Sorry Day) and the importance of symbols and emblems (ACHASSK064)

Celebrations and commemorations in places around the world (for example, Chinese New Year in countries of the **Asia region**, Bastille Day in France, Independence Day in the USA), including those that are observed in Australia (for example, Christmas Day, Diwali, Easter, Hanukkah, the Moon Festival and Ramadan) (ACHASSK065)

YEAR 3 ACHIEVEMENT STANDARD

(Pertinent sections are bolded)

By the end of Year 3, students **identify** individuals, events and aspects of the past that have significance in the present. They **identify** and **describe** aspects of their community that have changed or remained the same over time. They **describe** the diverse characteristics of different places at the local scale and **identify** and **describe** similarities and differences between the characteristics of these places. They **identify** connections between people and the characteristics of places.

Students **explain** the role of rules in their community and the importance of making decisions democratically. They **identify** the importance of different celebrations and commemorations for different groups. They **explain** how and why people participate in and contribute to their communities.

Students **pose** questions and **locate** and collect information from sources, including observations, to answer these questions.




INQUIRY QUESTIONS FROM THE AUSTRALIAN CURRICULUM

- What is the nature of the contribution made by different groups and individuals in the community?
- How and why do people choose to remember significant events of the past?



BEFORE YOU VISIT

- As a class, brainstorm the events and landmarks that make your community unique.
- Compile a list of people that have significance to the local community
- List the celebrations/commemorations that students have participated in over the past twelve months
- Pose questions about the life and achievements of Bert Hinkler.
- Arrange an email address so student groups can send a souvenir photograph back to themselves.
- Split your class into seven groups. It is best to have an adult helper with each team where possible. There are six activities in the student work booklet. Groups will be rotated between the six workbook activity stations during their visit and also have the opportunity to watch the biography film on Bert Hinkler's life and achievements. A suggested timetable template will be provided to assist organising your visit.



Before your visit

ON ARRIVAL AT HINKLER HALL OF AVIATION

*Suggested introduction - **bolded words** match vocabulary requirements of History/Geography/HASS curriculum.*

In HASS we have been talking about what makes our community unique and what we celebrate, or commemorate, as a community.

Some **inquiry questions** we have considered are:

- How do symbols, events, individuals and places in my community make it unique?
- How do people contribute to their communities, past and present?
- What events do different people and groups **celebrate and commemorate** and what does this tell us about our communities?

Today we are visiting the Hinkler Hall of Aviation. It is a site of **historical significance** for our area as it celebrates the life and achievements of Bert Hinkler. Bert Hinkler grew up here in Bundaberg more than a hundred years ago. He is important to our community because he changed the way people view our area. You will learn about how he changed aviation and how people have celebrated his achievements over the past one hundred years.

Bert was shaped by his environment – and he in turn shaped those around him. I wonder if you can think of any ways that Bert Hinkler has left an impact on Bundaberg and the **people of our region, past and present**? Hinkler shopping centre named after him, one of our electorates is called Hinkler, other responses.


Did you know that Bert Hinkler's birthday is celebrated on the 8th of December each year? Have you ever been involved in the celebrations? Which parts of our community do you think might celebrate?

You will be working in small groups to complete the activities in the student booklet.

Use the notes section on the back page to jot down any interesting facts you might find as you explore the exhibition.

Have fun!

Suggestion – watch the biography film within the Globe Theatre as a whole class before students explore the site. Alternatively, this can be used as an additional rotation activity for large groups (as per the suggested timetable provided).



On Arrival

ON RETURN TO SCHOOL

Discussion points



- Is 'Mon Repos' (building) an important landmark for our community? Why? Unique building, community involvement in obtaining/rebuilding, tourist destination, historical record, interesting for aviation enthusiasts.
- What made Bert Hinkler unique in his time? He travelled the world, he was a celebrity, brave and daring, loved and celebrated by many, invented things that changed the way aviators flew, inspired many children, etc.
- How did Bert Hinkler help to shape our region? He put Bundaberg on the world map, changed the way people thought about travel/the world, many places named after him, etc
- Should we celebrate Bert Hinkler's birthday? Why/why not?
- On the excursion, what sources of information helped you to learn about the past? Pictures, photographs, videos, artefacts, experts, written sources



Suggested activities



- Write a letter inviting a friend to visit the Hinkler Hall of Aviation – describe what makes Bert Hinkler so unique.
- Use the search term 'Bert Hinkler' on Picture Bundaberg to find additional sources of information (photographs and postcards) about Bundaberg's most famous aviator. Use these to make a display/project sheet/timeline or just in classroom discussion.
- Watch 'Dr Karl Kruszelnicki explains the science of flight' (filmed for Hinkler Hall of Aviation) at <https://youtu.be/febaJYF6m-8>
- Listen to Bert Hinkler speaking to his fans about his record-breaking flight <https://youtu.be/r-WGjcBKMaQ>
- Plan a celebration/design a poster for Bert Hinkler's birthday.
- Explore the Hinkler Hall of Aviation website for more information.

On return to school

FAQs

Do I Need to Book?

Yes, bookings can be made through the Hinkler Hall of Aviation on (07) 4130 4400 or info@hinklerhallofaviation.com

Is Hinkler House Included?

Yes, Hinkler House is included as part of the entry ticket to Hinkler Hall of Aviation.

Is Fairymead House & Sugar History Museum Included?

No, Fairymead House & Sugar History Museum is a separate educational experience which can be booked through the Hinkler Hall of Aviation.

Opening Hours

Hinkler Hall of Aviation

9:00am to 4:00pm

Fairymead House & Sugar History Museum

1 hour tour - time to be pre-arranged.

How Should I Plan Our Visit?

We strongly recommend that you make a preparatory visit before you bring your group. In line with this, we provide a FREE education provider pass to help plan the practical details of your visit and associated student learning exercises.

Booking a Visit

To book, telephone 4130 4400 or email info@hinklerhallofaviation.com. Payment is to be made on the day of your visit. Cheques should be made payable to 'Bundaberg Regional Council'. Credit card payment is also accepted.

Cancellation

Please contact Hinkler Hall of Aviation staff to cancel a booking.

Facilities

Male and female toilets are located adjacent to Hinkler Hall of Aviation. The Hinkler Hall of Aviation includes an outside concrete education area where students can eat their lunch. Alternatively, the Botanic Gardens provide clean grassed areas for students to enjoy their packed morning/afternoon tea or lunch, or meals can be pre-arranged through Café 1928.

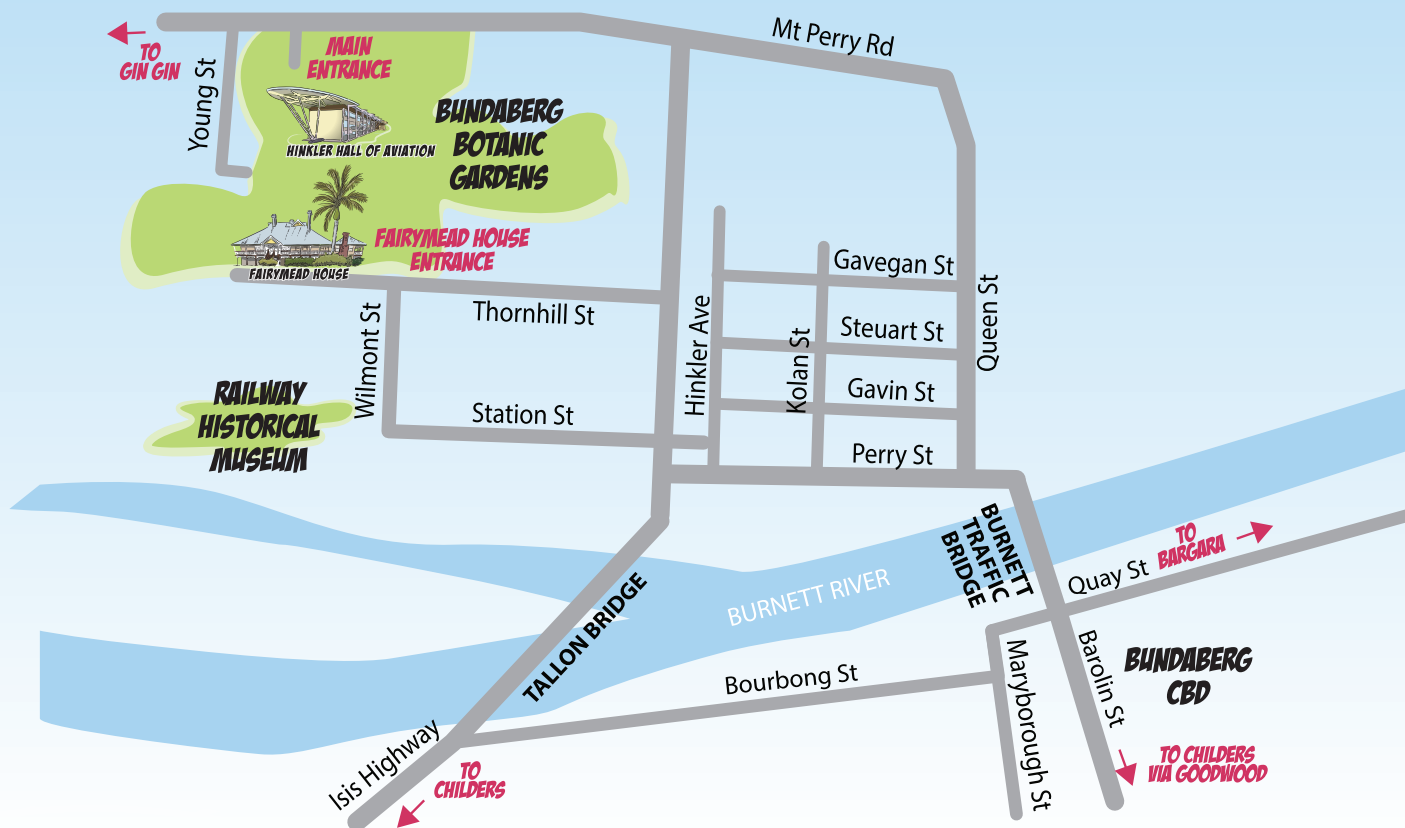
Resources and merchandise

The Aviator's Store contains educational and entertaining souvenirs. Teaching resources available for purchase include books and DVD detailing the amazing life of Bert Hinkler and other pioneer aviators.

Wheelchair Access

The Hinkler Hall of Aviation caters to students who require wheelchair access. A wheelchair may be loaned by prior arrangement.






Contact

Hinkler Hall of Aviation

Bundaberg Botanic Gardens
 Corner Mt Perry Rd & Young St
 Bundaberg North
 Queensland

P: (07) 4130 4400 **F:** (07) 4130 4410 | **E:** info@hinklerhallofaviation.com

www.hinklerhallofaviation.com

 HinklerAviation

PO Box 3130, Bundaberg QLD 4670

